



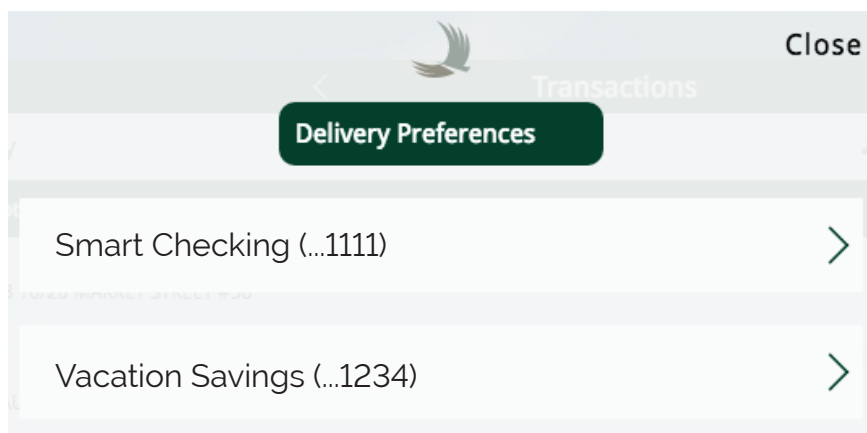
## HOW TO PRINT YOUR STATEMENTS

Follow these simple step-by-step instructions to print your statements. Depending on the browser you are using, the screen might vary slightly from the sample below. If you have any issues printing your statement or need assistance, please don't hesitate to contact us at 1.844.850.1699 Monday - Friday from 7AM to 7PM or Saturday 8AM to 5PM.

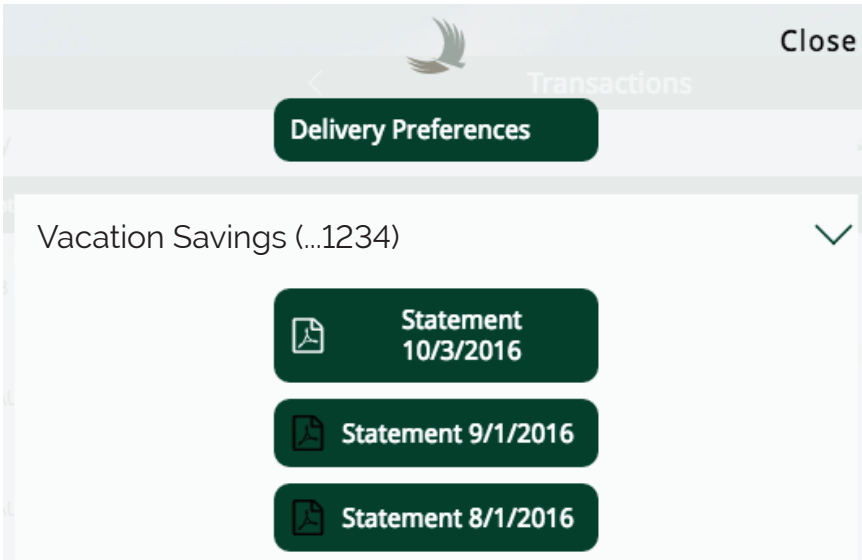
- ▶ Start by clicking on the “Statements” icon.



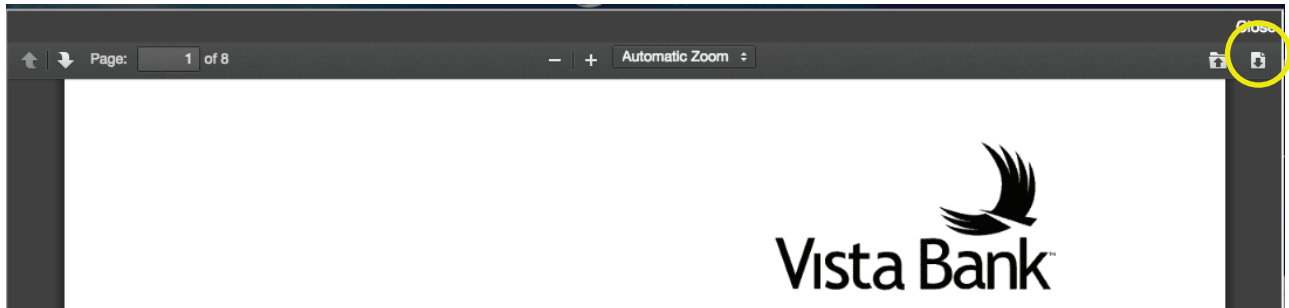
- ▶ Click on the account you want to view the statement for. *If “No Statement Found” appears, click “Delivery Preferences” and set the account to electronic delivery.*



- ▶ · Once you've selected the account, click the statement you wish to view.



- ▶ · Click the “download” button on the statement.



- ▶ · Open the downloaded file and print.

Please note your screen may vary slightly from the sample above depending on the browser you're using. If you have any issues printing your statement or need assistance, please don't hesitate to contact us at 1.844.850.1699 Monday - Friday from 7AM to 7PM or Saturday 8AM to 5PM.